



## User Manual

# Issuing a national transportation vehicle permit

V 1.1

2023


1. Open MOEI website: <https://www.moei.gov.ae>
2. From the home page, go to Services Directory, choose the category “Land Transportation” Then select the Sub category “National transportation vehicle permits”.
  - you can view the service Info or start the service immediately by clicking on Start Button

The screenshot displays the MOEI website's Services Directory. At the top, the MOEI logo and navigation menu are visible. The main banner features the text "Sustainable global leadership in energy, water, infrastructure, housing and transportation". Below the banner, the "Services" section is active, with a search bar and filters. A red box labeled "1" highlights the "Land Transport" category in the left sidebar. Another red box labeled "2" highlights the "Issuing a national transportation vehicle permit" service card in the main grid.

Service Category	Service Name	Description
Land Transport	Land Transport	Land Transport
	Land Transport	Cancelation / cross off a national transportation vehicle permit
	Land Transport	Issuing a national transportation vehicle permit
	Land Transport	Modify data and information for a national transportation vehicle permit
	Land Transport	Land Transport
	Land Transport	Land Transport
	Land Transport	Land Transport
	Land Transport	Removal of the suspension of a national transportation vehicle permit
	Land Transport	Renewal of a national transportation vehicle permit
Land Transport	Replacement for a lost / damaged permit for a national transportation vehicle permit	

3. Then it will redirect you to the Login page, you can login by using UAE PASS.

**Sign in to your account**

 Sign in with UAE PASS

A single trusted digital identity for all citizens, residents and visitors.

For more information please check the user manual from [Here](#)

**4. Fill the application Information.**

Home / Service / Land Transport Services

**Issuing a national transportation vehicle permit**

Main License No \*

 Search

### Issuing a national transportation vehicle permit

**Vehicle Operating Card Details**

Registration Centre \*  
Abu Dhabi Centre

Operating Card Category (Options will be according to selected Vehicle Main Activity) \*  
Please Select

Unladen Weight  Units

Traffic Symbol \*  Origin \*

Chassis No \*  Area \*

Vehicle Plate Category \*  Vehicle Plate Number \*  Vehicle Type \*

Manufacture  Manufacture Year \*

Color \*  Number of Axles  Engine Capacity (cc)

9.09%  
Form Completion

Save and Continue Later Next Cancel

### Issuing a national transportation vehicle permit

**Cargo Details**

Vehicle Type \*

Light (Less than 26)

Heavy (More than 26)

Unladen Weight \*

Insurance Company Name

Insurance Card Number

Issue Date

Expiry Date

More Information

Insurance Type

- Goods & Passengers
- Vehicle
- Driver
- Civil Damages

0%

Form Completion

Save and Continue Later

Previous

Next

Cancel

### Issuing a national transportation vehicle permit

**Upload Attachments**

Valid Vehicle License \*

**Drag and Drop files here**

(jpg, jpeg, png, bmp, gif, pdf) extensions are allowed with maximum 4 file(s) and up to 4 MB of size.

0%

Form Completion

Save and Continue Later

Previous

Next

Cancel

### Issuing a national transportation vehicle permit

100%  
Form Completion

**Submit and Finish**

Comments

Save and Continue Later
Previous
Submit
Cancel

5. Submit the request by click on “Submit“.

6. Fill the satisfaction survey about the eService, when the following pop-up shows up:

**Customer Pulse Survey**

Overall, how satisfied are you about the service? \*

★ ★ ★ ★ ★

Extremely Dissatisfied      Extremely Satisfied

Next

**Customer Pulse Survey**

Is there anything else you would like to share with us?

Please select

2000 characters left

Kindly provide your mobile number or Email for follow up

Previous
Submit

**Customer Pulse Survey**


Based on your experience in getting the service. To what extent do you agree on the following statements?


	Extremely Disagree	Disagree	Somewhat Disagree	Neutral	Somewhat Agree	Agree	Extremely Agree
Availability & accuracy of Service information	★	★	★	★	★	★	★
Ease of Service accessibility in the Smart Application	★	★	★	★	★	★	★
Ease & Simplicity of Service Application Steps	★	★	★	★	★	★	★
Ease and Variety of payment options	★	★	★	★	★	★	★
Possibility of Service Status Tracking	★	★	★	★	★	★	★
Service Completion time was reasonable & within my expectations	★	★	★	★	★	★	★
Smart Application efficiency (no delays or errors in app)	★	★	★	★	★	★	★
Availability of Online Support	★	★	★	★	★	★	★


Previous
Next

7. After the application is approved by the ministry, you will receive the Certificate automatically via email. However, you can also view and download the certificate from the end user dashboard through Request Status boxes Or My Application:

a. Click on the arrow as shown in the image below

 Dashboard

 My Applications

 My Payments

 Notifications

 Welcome,  
Test User 

b. for searching/filtering the requests based on Reference Number/Request Date/Service Name/Request Status:

### My Applications

Services by Category

Service

My Company

Company PRO

Application Status

Keyword (Reference Number)

Use Date Range